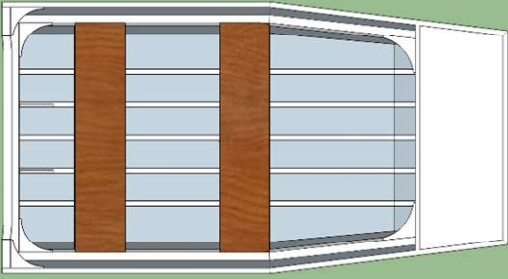
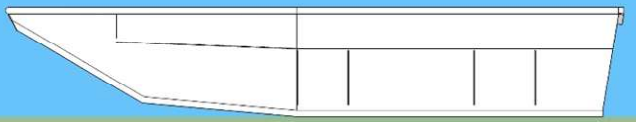
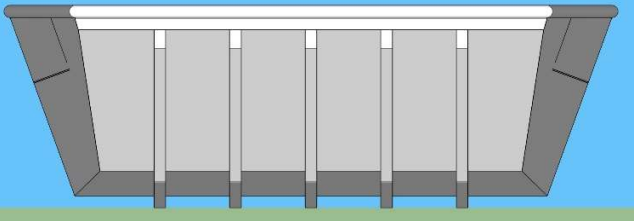
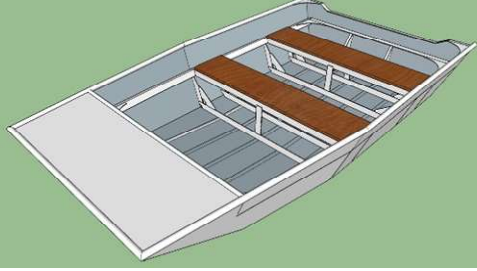


## PEBB 300 JON Lite and HD

<p>PEBB 300 JON GENERAL PARTICULARS DIMENSIONS MM</p> <p>LENGTH OVERALL: 3024          BREADTH EXTREME: 1600          DEPTH EXTREME: 500          DEPTH MOULDED: 566          MAXIMUM RECOMMENDED ENGINE SIZE: 15HP          MAXIMUM RECOMMENDED CREW COMPLEMENT: 5          LIGHTWEIGHT 70.7 kg R25 000          LIGHTWEIGHT 91.7 kg R27 750</p>	
<p>PEBB 300 JON PRODUCT DESCRIPTION</p> <p>This Flat Bottom Aluminium Jon Is fabricated from H5083 H114 MARINE GRADE ALUMINIUM ALLOY. (or Equivalent available 5XXX Marine Grade Alloy. All sections are T6 Grade Alloy. The Transversely framed PEBB 300 JON uses the seats as structure of the boat.</p>	
<p>PEBB 300 JON OUTFITTING</p> <p>2 off transverse bench seats.          Anchor, Cable, D Shackle and Rope          Engine Mounting Boards inboard and outboard          Hand Hold Handles: 2 fwd., 2 aft.          Carpets are of outdoor grade carpet. <b>R2500</b>          Vinyl deck covering can be offered at an extra <b>R3000</b>          Basic Fixed Position Padded Vinyl Seats extra <b>R1350 each</b></p>	
<p>PEBB 300 JON ENGINE REQUIREMENTS:</p> <p>The maximum engine size recommended for this boat is: 15HP (Boat provided with keel fin) - <b>R200 Extra</b></p> <p>Recommended Engine: Suzuki 6HP DF 6AS Suzuki 4 stroke, supplied by Natal Power Boats R20 500          Other Engine Available: Suzuki DF2.5 AS Suzuki 4 Stroke, R12 000</p>	
<p>PEBB 300 JON Certification and Buoyancy Requirements:</p> <p>Aluminium boats 3m or less requires no Permanent Built-in Reserve Buoyancy. (BIRB)</p> <p>BIRB, Verification of Weight, Issue Certificate <b>Extra R2500</b></p> <p>No Certificate if Fitness or Skippers License are required for Boats with engines of 15HP or Less.</p>	