


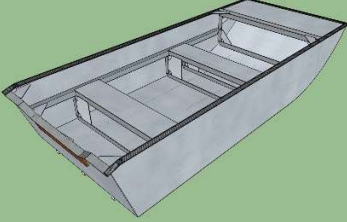
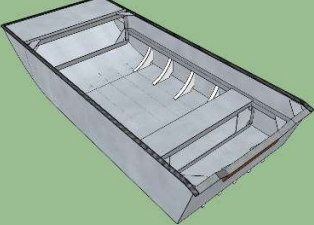
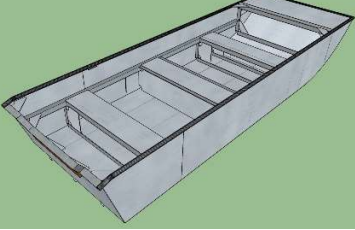
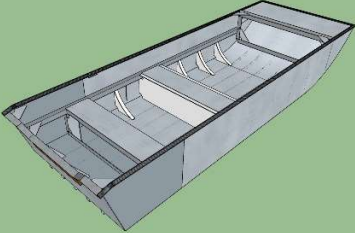
## PORT EDWARD BOAT BUILDERS

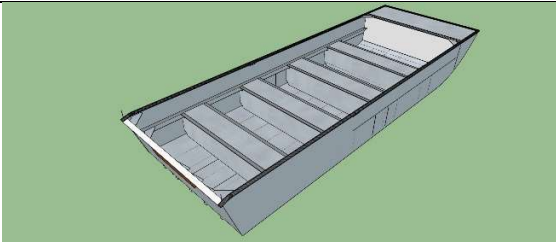
Unit 8 Banners rest, Izingolweni Road, Port  
Edwardnewenergydesigns@outlook.com Telephone: 078 9622 836.

12/8/2020

Mark Harrison BSc, MEng.  
Port Edward Boat Builders

### The BARGE Range:

	<p>PEBB 250 FBB 2.5M X 1M, 3 PERSON SKIFF PRICE R14 000 WEIGHT 67.4 Kg MAXIMUM LOAD CAPACITY: 354.7 Kg Maximum Engine Size: 5HP</p>
	<p>PEBB 300 FBB A 3.0M X 1.25M 4 PERSON SKIFF PRICE: R18 780 WEIGHT: 96.7 kg MAXIMUM LOAD CAPACITY: 527.1kg Maximum Engine Size 10HP</p>
	<p>PEBB 300 FBB B 3.0M X 1.25M 4 PERSON SKIFF PRICE R19 780 WEIGHT: 97.8 Kg MAXIMUM LOAD CAPACITY: 525.9 Maximum Engine Size 10HP</p>
	<p>PEBB 370 FBB A 3,7M X 1.25M 6 PERSON SKIFF PRICE: R27 000 WEIGHT:125.8 Kg MAXIMUM LOAD CAPACITY: 697.2Kg BUILT-IN PERMANENT BUOYANCY: 77.2Kg Maximum Engine Size 15HP</p>
	<p>PEBB 370 FBB B 3.7M X 1.25M 6 PERSON SKIFF PRICE R27 500 WEIGHT : 128.2 Kg MAXIMUM LOAD CAPACITY: 694.9 Kg BUILT-IN PERMANENT BUOYANCY: 77.2Kg Maximum Engine Size 15HP</p>



PEBB 450 FBB  
 4.5M X 1.5M 8 PERSON SKIFF  
 PRICE: R39 900  
 WEIGHT: 194.2 Kg  
 MAXIMUM LOAD CAPACITY: 1431.2 Kg  
 BUILT-IN PERMANENT BUOYANCY: 77.2 Kg  
 MAXIMUM ENGINE SIZE 15HP

These skiffs were designed and built by New Energy Designs Pty Ltd, Trading as Port Edward Boat Builders.

The FBB 250 Options

- Carpets R1900
- Trolling Motor Mount
- Built-in Reserve Buoyancy R2000
- Buoyancy Certificate: R800
- Transom Ladder: R600
- Fixed Padded Seat: R1100
- Seat Locker: R2500
- Hinged Padded Seat and Dry Locker Under: R3000
- Fish Finder Mounting Brackets: R300
- Wet Locker Fwd: R1000
- Inspection Hatches
- Locker Hatches



The FBB 300 A Options

- Carpets: R2500
- Trolling Motor Mount R350
- Built-in Reserve Buoyancy: R2100
- Buoyancy Certificate: R800
- Transom Ladder: R600
- Fixed Padded Seat: R1100
- Hinged Padded Seat and Dry Locker Under: R3000
- Dry Locker Fwd R3000



The FBB 370 A Options

As FBB 300 A Options